




# HARVEST TEC 25 GALLON APPLICATORS MODEL 441 BASE KIT PARTS LIST




**Gauge Assembly for 441**



**Electronic Control for 441**



**Parts Bag for 441**



<u>Ref</u>	<u>Description</u>	<u>Part#</u>	<u>Qty</u>	<u>Ref</u>	<u>Description</u>	<u>Part#</u>	<u>Qty</u>
1	Tank-25 gallon	005-9022	1	19	Control box knob	008-0923	2
2	Tank lid – 1999 or older	005-9022A	1	20	U-bracket	001-2012E	1
	Tank lid – 2000 or newer	005-9022C					
3	Tank strap	001-4402	2	21	Control box case	006-2015A	1
4	Stub pipe	001-4403	1	22	Speed control knob	006-2022A	1
5	Tank frame	001-4401	1	23	Switch	006-2196	1
6	Elbow	003-EL3812	1	24	Speed control	006-2022	1
7	Pump	007-4120S	1	25	Control box complete	030-0457	1
8	Elbow	003-SE12	1	26	Crop eye plug	006-7500Z	1
9	Filter bowl assembly	002-4315	1	27	Relay	006-2191	1
10	Nipple	003-M1238	1	28	Jiffy clips	008-9010	3
11	Nipple	003-M1212	1	29	#6 Hose clamp	003-9003	5
12	Tank fitting	005-9100	1	30	Ball valve-1/2"	002-2212	1
13	Pump lead	006-4574	1	31	Elbow	003-EL3412	1
14	Gauge	002-2208Z	1	32	Elbow	003-EL1412	1
15	Straight fitting	003-A1412	2	33	Elbow	003-EL1212	1
16	Tee	003-TT14	1	34	Screen-80 mesh	002-4315B	1
17	Gauge bracket	001-4717	1	35	Filter bowl only	002-4315F	1
18	Pump lead	006-4583	1	36	Filter bowl gasket	002-4315D	1